

800-441-9955
Contact us for discounts

Prices effective 7/17/17

SAFETY PRODUCTS



Steel Guard® Industrial Railing

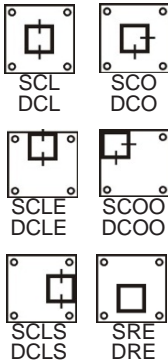


Protect workers, machinery, loading docks and pallet rack from damage with Steel Guard's pre-fabricated, modular design.

- Available in single high or double high versions.
- Posts are 4" square structural tubing on a 10" square base plate. Posts include four 3/4" x 5-1/2" anchors and cap.
- Rails are 14-1/2", 11-gauge, 3 ribbed rails. Bolted or lift-out versions available.

Guard Rail Posts

Post Types



Model #	Color	Description	Wt. Each
SCLYW	Yellow	18" Center Post, Single High	40#
SCLEYW	Yellow	18" Offset End Post, Single High	40#
SCLSYW	Yellow	18" Offset Side Post, Single High	40#
SCOWY	Yellow	18" Corner Post, Single High	40#
SCOOYW	Yellow	18" Offset Corner Post, Single High	40#
SREYW	Yellow	18" Reinforcement Post, Single High	40#
DCLYW	Yellow	42" Center Post, Double High	65#
DCLEYW	Yellow	42" Offset End Post, Double High	65#
DCLSYW	Yellow	42" Offset Side Post, Double High	65#
DCOWY	Yellow	42" Corner Post, Double High	65#
DCOOYW	Yellow	42" Offset Corner Post, Double High	65#
DREYW	Yellow	42" Reinforcement Post, Double High	65#

Bolted Guard Rails



Model #	Color	Description	Wt. Each
GR01YW	Yellow	1 ft. Bolted Guard Rail (actual 8")	14#
GR02YW	Yellow	2 ft. Bolted Guard Rail (actual 20")	24#
GR03YW	Yellow	3 ft. Bolted Guard Rail (actual 32")	34#
GR04YW	Yellow	4 ft. Bolted Guard Rail (actual 44")	44#
GR05YW	Yellow	5 ft. Bolted Guard Rail (actual 56")	54#
GR06YW	Yellow	6 ft. Bolted Guard Rail (actual 68")	64#
GR07YW	Yellow	7 ft. Bolted Guard Rail (actual 80")	74#
GR08YW	Yellow	8 ft. Bolted Guard Rail (actual 92")	84#
GR09YW	Yellow	9 ft. Bolted Guard Rail (actual 104")	94#
GR10YW	Yellow	10 ft. Bolted Guard Rail (actual 116")	104#

Lift-Out Rails



Pockets Included

Model #	Color	Description	Wt. Each
GR01LYW	Yellow	1 ft. Lift-out Guard Rail (actual 6")	27#
GR02LYW	Yellow	2 ft. Lift-out Guard Rail (actual 18")	37#
GR03LYW	Yellow	3 ft. Lift-out Guard Rail (actual 30")	46#
GR04LYW	Yellow	4 ft. Lift-out Guard Rail (actual 42")	54#
GR05LYW	Yellow	5 ft. Lift-out Guard Rail (actual 54")	66#
GR06LYW	Yellow	6 ft. Lift-out Guard Rail (actual 66")	74#
GR07LYW	Yellow	7 ft. Lift-out Guard Rail (actual 78")	87#
GR08LYW	Yellow	8 ft. Lift-out Guard Rail (actual 90")	94#
GR09LYW	Yellow	9 ft. Lift-out Guard Rail (actual 102")	106#
GR10LYW	Yellow	10 ft. Lift-out Guard Rail (actual 114")	114#

Accessories Replacement Parts



BCSG1010

Model #	Description	Wt. Each
TUBE-CAP	4" Square Replacement Post Cap	0.45#

Model #	Description	Wt. Each
BCSG1010	Steel Guard Base Cover	8.5#

dickjones@dickjonessales.com
| www.dickjonessales.com



800-441-9955
Contact us for discounts

Prices effective 7/17/17

SAFETY PRODUCTS

Armor Guard® Industrial Railing



Armor Guard is an economical, medium duty guard rail, perfect for delineating personnel walkways and separating employees from lift truck traffic.

- Available in single high or three high versions.
- Posts are universal (holes on 3 sides) and made from 3" square structural tubing on an 8" square base plate.
- Rails are 9-3/4", 11-gauge, 2 ribbed rails and can be utilized as either bolted or lift-out rails.
- All required mounting hardware and caps included with posts.
- Anchors (3/4" x 5-1/2") included.

Armor Guard Posts



Universal Post



Corner Offset



Side Offset

Model #	Color	Description	Wt. Each
SCUMDYW	Yellow	12" Universal Post with Cap-Single High	24#
SCUOMDYW	Yellow	12" Corner Offset Post with Cap-Single High	24#
SCUSMDYW	Yellow	12" Side Offset Post with Cap-Single High	24#
TCUMDYW	Yellow	42" Universal Post with Cap-Triple High	47#
TCUOMDYW	Yellow	42" Corner Offset Post with Cap-Triple High	47#
TCUSMDYW	Yellow	42" Side Offset Post with Cap-Triple High	47#

Armor Guard Rails



Model #	Color	Description	Wt. Each
GR01MDYW	Yellow	1 ft Guard Rail (actual 9")	9.1#
GR02MDYW	Yellow	2 ft Guard Rail (actual 21")	16.6#
GR03MDYW	Yellow	3 ft Guard Rail (actual 33")	24.1#
GR04MDYW	Yellow	4 ft Guard Rail (actual 45")	31.6#
GR05MDYW	Yellow	5 ft Guard Rail (actual 57")	39.0#
GR06MDYW	Yellow	6 ft Guard Rail (actual 69")	46.5#
GR07MDYW	Yellow	7 ft Guard Rail (actual 81")	54.0#
GR08MDYW	Yellow	8 ft Guard Rail (actual 93")	61.5#
GR09MDYW	Yellow	9 ft Guard Rail (actual 105")	69.0#
GR10MDYW	Yellow	10 ft Guard Rail (actual 117")	76.5#

Lift-Out Rail Pocket



Lift-Out Rail Pocket

Model #	Color	Description	Wt. Each
GRMDLOP	Yellow	Lift-out Pocket Set (1 left, 1 right)*	8.4# set

*Note:

- (1) Lift-out pocket mounting hardware is included with posts. Same hardware as used to secure bolt-in rails.
- (2) Use of Lift-out pockets will increase post center lines by 1".

Accessories Replacement Parts



Base Cover

Model #	Color	Description	Wt. Each
BASECOVER-CUMDYW	Yellow	Universal Post Base Cover	5.00#

Model #	Color	Description	Wt. Each
TUBE-CAP 3		3" Square Replacement Post Cap	0.45#

dickjones@dickjonessales.com
| www.dickjonessales.com



SAFETY PRODUCTS

Safety Gates



Manufactured to the same standards as our Steel Guard® and Armor Guard® railing, the safety gates can be ordered as part of a new installation or retrofitted into an existing system.

- Steel King's Self-Closing Safety Gates use heavy, 11-gauge corrugated steel rails and are designed to fit a 48" post-to-post center line within a protective railing system.
- The gate is shipped with hinge assembly on one side of the gate and two gate stops on the opposite side.
- Hardware is included and the gates will bolt to the existing posts of a Steel Guard or Armor Guard protective railing system.
- The Safety Gates are easily installed without cutting, welding or drilling.
- Steel King's Self Closing Gate's swing direction is versatile, which allows you to re-purpose gates as required. Changing the direction of the gate is as simple as removing a few bolts and flipping the gate in the direction needed. Steel spring automatically closes gate after passage is
- Gates are shipped completely assembled and ready for installation.

Steel Guard Features



- Rails: Two corrugated 11-gauge steel, 14-1/2" high, three ribs
- Gate Dimensions: 38-1/2" tall and 43-3/4" wide
- Powder coat finish (yellow) –highly visible, durable and UV resistant
- Hinge assembly and gate stops assembled on gate
- Versatile: Gate can be turned/flipped to achieve desired opening direction
- Easy installation – no cutting, welding or drilling required
- All hardware and end caps included

Model #		Description	Wt. Each
SGSLG-048	Yellow	Steel Guard Safety Gate	100#

Armor Guard Features



- Rails: Three corrugated 11-gauge steel, 9-3/4" high, two ribs
- Gate Dimensions: 38-1/2" tall and 43-3/4" wide
- Powder coat finish (yellow) –highly visible, durable and UV resistant
- Hinge assembly and gate stops assembled on gate
- Versatile: Gate can be turned/flipped to achieve desired opening direction
- Easy installation – no cutting, welding or drilling required
- All hardware and end caps included

Model #		Description	Wt. Each
AGSLG-048	Yellow	Armor Guard Safety Gate	103#



800-441-9955
Contact us for discounts

Prices effective 7/17/17

CONTAINERS

Round Corner Corrugated Containers

Heavy corrugated steel sides and deck make Steel King's round corner corrugated containers a rugged and durable general purpose container. Universal stacking feet provide easy stack-ability.



NEW NEW COLORS

- Stackable four high while loaded
- 1/4" universal stacking legs

Model #	Color	Interior Dimension	Exterior Dimension	Capacity	Wt. Each
RCCM324024VG	Vista Green	32" x 40" x 24"	33.5" x 41.5" x 28.5"	4,000#	205#
RCCM324024PP	Poppy	32" x 40" x 24"	33.5" x 41.5" x 28.5"	4,000#	205#
RCCM324024YW	Yellow	32" x 40" x 24"	33.5" x 41.5" x 28.5"	4,000#	205#
RCCM324024PB	Precaution Blue	32" x 40" x 24"	33.5" x 41.5" x 28.5"	4,000#	205#
RCCM404824VG	Vista Green	40" x 48" x 24"	41.5" x 49.5" x 28.5"	4,000#	258#
RCCM404824PP	Poppy	40" x 48" x 24"	41.5" x 49.5" x 28.5"	4,000#	258#
RCCM404824YW	Yellow	40" x 48" x 24"	41.5" x 49.5" x 28.5"	4,000#	258#
RCCM404824PB	Precaution Blue	40" x 48" x 24"	41.5" x 49.5" x 28.5"	4,000#	258#

Hold 'N Fold® Containers

Utilize the space savings of fold-down baskets with the durability of rigid containers with Steel King's patented Hold 'N Fold® containers. Ideal for the inter- or intra-plant shipments, Hold 'N Fold containers self lock when empty, eliminating the need for banding.



- Stackable six high while loaded
- Wire mesh or corrugated steel
- Half-drop gate on both long sides

Model #	Color	Description	Capacity	Wt. Each
HF4WM454842VG	Vista Green	Wire Mesh H&F 45" x 48" x 42"	4,000#	325#
HF4CM454842VG	Vista Green	Corrugated H&F 45" x 48" x 42"	4,000#	436#

WorkingTainers®

Steel King's WorkingTainers® perform double duty as storage containers and dispensing units, reducing material movement and allowing work areas to double as storage areas.

- 24" usable depth; 30.5" overall height
- Heavy duty tubular base and corner posts for durability
- Stackable six units high, while loaded

Model #	Color	Description	Capacity	Wt. Each
HDWT3036VG	Vista Green	30" x 36" x 24" nom.	4,000#	159#
HDWT3240VG	Vista Green	32" x 40" x 24" nom.	4,000#	182#
HDWT3644VG	Vista Green	36" x 44" x 24" nom.	4,000#	203#
HDWT4048VG	Vista Green	40" x 48" x 24" nom.	4,000#	224#

Add tilt and storage stands to provide an ergonomic effect for better dispensing.

Model #	Color	Description	Wt. Each
TSS3036VG	Vista Green	Tilt & Store Stand for 30" x 36"	133#
TSS3240VG	Vista Green	Tilt & Store Stand for 32" x 40"	138#
TSS3644VG	Vista Green	Tilt & Store Stand for 36" x 44"	203#
TSS4048VG	Vista Green	Tilt & Store Stand for 40" x 48"	224#

dickjones@dickjonesales.com
| www.dickjonesales.com

800-441-9955
Contact us for discounts

Prices effective 7/17/17

PORTABLE RACKS

Stac-King Portable Racks



With Steel King's Stac-King® portable racks you can protect your loads during handling, stacking and shipping. Stac-King racks act as their own pallet, eliminating the need and cost of wooden pallets.

The Stac-King rack's vertical posts allow the racks to be stacked up to six units high, without load-on-load contact: helping to eliminate product crush damage.

- 4-way (short-fork) base
- Open or wood board deck
- Three base sizes
- Two post sizes (sold separately)



MORE SIZES!
Shown in green

Model #	Color	Description	Size	Max. Capacity	Wt. Each
HD4248SFWDHSVG	Vista Green	Base, Wood Deck	42" x 48"	4,000#	86#
HD4260SFWDHSVG	Vista Green	Base, Wood Deck	42" x 60"	4,000#	98#
HD4848SFWDHSVG	Vista Green	Base, Wood Deck	48" x 48"	4,000#	94#
HD4860SFWDHSVG	Vista Green	Base, Wood Deck	48" x 60"	4,000#	103#
HD4248SFODHSVG	Vista Green	Base, Open Deck	42" x 48"	4,000#	83#
HD4260SFODHSVG	Vista Green	Base, Open Deck	42" x 60"	4,000#	92#
HD4848SFODHSVG	Vista Green	Base, Open Deck	48" x 48"	4,000#	89#
HD4860SFODHSVG	Vista Green	Base, Open Deck	48" x 60"	4,000#	93#
HDC36VG	Vista Green	Post	36"	N/A	9.0#
HDC48VG	Vista Green	Post	48"	N/A	12#

Pin Rack



Steel King specializes in the custom design of shipping racks. The Pin Rack's metal slots accept drop-in pins, which allow custom configurations to hold and secure odd shaped parts.

- Inter stacks with portable racks
- Stackable up to 10 high
- 5/8" diameter pins (pins sold separately)

Model #	Color	Description	Size	Max. Capacity	Wt. Each
PINRACK4040VG	Vista Green	Pin Rack	40" x 40"	4,000#	130#
PIN14VG	Vista Green	14 pins (12" Useable)	14"	N/A	1.2#



800-441-9955
Contact us for discounts

Prices effective 7/17/17

PALLET RACK & ACCESSORIES

SK2000® Boltless Rack



Steel Frames	FOB		Model #	Color	Description	Max.	Wt.
	Rome, GA	New London, WI				Capacity	Each
		X	RTFAG036096VG	Vista Green	36" x 96" Upright Frame	27,790#	58#
		X	RTFAG036120VG	Vista Green	36" x 120" Upright Frame	27,790#	71#
	X	X	RTFAG036144VG	Vista Green	36" x 144" Upright Frame	27,790#	84#
		X	RTFAP042096PB	Precaution Blue	42" x 96" Upright Frame	22,780#	52#
		X	RTFAP042144PB	Precaution Blue	42" x 144" Upright Frame	22,780#	75#
		X	RTFAP042192PB	Precaution Blue	42" x 192" Upright Frame	22,780#	98#
		X	RTFAG042096VG	Vista Green	42" x 96" Upright Frame	27,790#	60#
		X	RTFAG042120VG	Vista Green	42" x 120" Upright Frame	27,790#	74#
	X	X	RTFAG042144VG	Vista Green	42" x 144" Upright Frame	27,790#	87#
		X	RTFAG042192VG	Vista Green	42" x 192" Upright Frame	27,790#	114#
		X	RTFAG042240VG	Vista Green	42" x 240" Upright Frame	27,790#	143#
		X	RTFAG048096VG	Vista Green	48" x 96" Upright Frame	27,790#	63#
		X	RTFAG048120VG	Vista Green	48" x 120" Upright Frame	27,790#	77#
	X	X	RTFAG048144VG	Vista Green	48" x 144" Upright Frame	27,790#	90#
		X	RTFBP042216PB	Precaution Blue	42" x 216" Upright Frame	31,340#	126#
		X	RTFBP042240PB	Precaution Blue	42" x 240" Upright Frame	31,340#	140#
		X	RTFBG042144VG	Vista Green	42" x 144" Upright Frame	41,430#	103#
	X	X	RTFBG042192VG	Vista Green	42" x 192" Upright Frame	41,430#	136#
		X	RTFBG042216VG	Vista Green	42" x 216" Upright Frame	41,430#	153#
	X	X	RTFBG042240VG	Vista Green	42" x 240" Upright Frame	41,430#	165#
X	X	RTFBG048192VG	Vista Green	48" x 192" Upright Frame	41,430#	141#	
X	X	RTFBG048240VG	Vista Green	48" x 240" Upright Frame	41,430#	175#	

NOTE: LIMITED QUANTITIES ARE AVAILABLE FOB ROME, GA.



Notes to Upright Capacities

- Capacity is based on 36" vertical beam spacing. Larger spacing decreases capacity.
- Capacities based upon interior usage.
- Capacities are for selective rack only.
- Capacities are for non-seismic usage.
- All columns/posts must be anchored to an adequate concrete floor (required by RMI code).
- Capacities based upon installation in a plumb condition.
- Capacities are total per upright, assuming equal loading on both posts.

If any of these conditions do not apply to your application, or if you are unsure if they apply, **DO NOT USE THESE CAPACITY RATINGS.** In those cases, contact Steel King's Engineering department for design information.

NOTE: A Permit and/or stamped calculations may be required by the local building department prior to installation and is the responsibility of the end user.



800-441-9955
Contact us for discounts

Prices effective 7/17/17

PALLET RACK & ACCESSORIES

SK2000® Boltless Rack



- Boltless 3 or 4 rivet connection for easy installation.
- 1-5/8" step for decking or pallet supports.
- Automatically engaging beam safety locks to ensure proper installation.
- Beams are easily adjustable in 2" vertical increments.

Step Beams


FOB		Max.				
Rome, GA	New London, WI	Model #	Color	Description	Capacity	Wt. Each
X	X	SBRUM250048P	Poppy Orange	2-1/2" x 48" Step Beam	4,260# / pair	9.9#
	X	SBRUM300096P	Poppy Orange	3" x 96" Step Beam	3,020# / pair	19.9#
	X	SBRUM350096P	Poppy Orange	3-1/2" x 96" Step Beam	4,000# / pair	21.6#
X	X	SBRUM400096P	Poppy Orange	4" x 96" Step Beam	5,080# / pair	23.3#
	X	SBRUM475096P	Poppy Orange	4-3/4" x 96" Step Beam	6,080# / pair	25.4#
	X	SBRUM550096P	Poppy Orange	5-1/2" x 96" Step Beam	8,100# / pair	29.1#
	X	SBRUM350108P	Poppy Orange	3-1/2" x 108" Step Beam	3,240# / pair	24.1#
	X	SBRUM400108P	Poppy Orange	4" x 108" Step Beam	4,180# / pair	26.0#
X	X	SBRUM475108P	Poppy Orange	4-3/4" x 108" Step Beam	5,480# / pair	28.4#
	X	SBRUM550108P	Poppy Orange	5-1/2" x 108" Step Beam	7,320# / pair	32.4#
X	X	SBRUM550120P	Poppy Orange	5-1/2" x 120" Step Beam	6,700# / pair	35.7#
X	X	SBRUG600144P	Poppy Orange	6" x 144" Step Beam	8,020# / pair	58.5#

NOTE: THERE ARE LIMITED QUANTITIES AVAILABLE FOB ROME, GA

Boltless Rack Accessories

	Model #	Description	Wt. Each
PSH	PSWSG036G	36" Galvanized Waterfall Pallet Support (inc. hardware)	5.8#
	PSWSG042G	42" Galvanized Waterfall Pallet Support (inc. hardware)	6.7#
	PSWSG048G	48" Galvanized Waterfall Pallet Support (inc. hardware)	7.5#
PSW	PSHSP036G	36" Galvanized Hat Shaped Pallet Support (inc. hardware)	3.7#
	PSHSP042G	42" Galvanized Hat Shaped Pallet Support (inc. hardware)	4.3#
	PSHSP048G	48" Galvanized Hat Shaped Pallet Support (inc. hardware)	5.0#
RSR	RSR3G008G	8" Galvanized Row Spacer (includes hardware)	2.3#
	RSR3G012G	12" Galvanized Row Spacer (inc. hardware)	2.9#
WTR	WTR3G008VG	8" Wall Ties Vista Green (inc. hardware)	3.5#
	ANCHOR.5 x 3.8	1/2" x 3-3/4" Anchor	0.3#
	FPT3-4.4	3" x 4-9/16" Shim for AP/AG Upright	0.6#
	FPT3-5.8	3" x 5-3/4 Shim for BP/BG Upright	0.7#
	CLIP-SPRING-FLAT	Clip Spring	#

Wire Deck

	Model #	Description	Max. Capacity	Wt. Each
	WIREDECK4246-2700	42" x 46" Polychrome Gray Wire Deck	2,700#	20.0#
	WIREDECK4846-2500	48" x 46" Polychrome Gray Wire Deck	2,500#	24.0#

dickjones@dickjonessales.com
| www.dickjonessales.com



800-441-9955
Contact us for discounts

Prices effective 7/17/17

PALLET RACK & ACCESSORIES



SK2000® Boltless Rack



FOR SEISMIC CONSIDERATION

Can be used in some seismic areas, contact your Inside Sales Representative for more information.

If stamped calculations are required, 48 hour lead time does not apply.

SK2000 Frames with 5" x 7" Base Plates and Additional Cross Braces*

	Model #	Color	Description	Wt. Each
14 Gauge	RTFBG042096BP0112XBVG	Vista Green	42" x 96" Upright, 2 Cross Braces & 5" x 7" Base Plate	83#
	RTFBG042120BP0112XBVG	Vista Green	42" x 120" Upright, 2 Cross Braces & 5" x 7" Base Plate	101#
	RTFBG042144BP0112XBVG	Vista Green	42" x 144" Upright, 2 Cross Braces & 5" x 7" Base Plate	116#
	RTFBG042192BP0113XBVG	Vista Green	42" x 192" Upright, 3 Cross Braces & 5" x 7" Base Plate	153#
	RTFBG042240BP0113XBVG	Vista Green	42" x 240" Upright, 3 Cross Braces & 5" x 7" Base Plate	186#
12 Gauge	RTFBW042096BP0212XBVG	Vista Green	42" x 96" Upright, 2 Cross Braces & 5" x 7" Base Plate	101#
	RTFBW042144BP0213XBVG	Vista Green	42" x 144" Upright, 3 Cross Braces & 5" x 7" Base Plate	146#
	RTFBW042192BP0213XBVG	Vista Green	42" x 192" Upright, 3 Cross Braces & 5" x 7" Base Plate	187#
	RTFBW042240BP0214XBVG	Vista Green	42" x 240" Upright, 4 Cross Braces & 5" x 7" Base Plate	231#

ONLY AVAILABLE FOB NEW LONDON, WI

w/Seismic Weld*

Model #	Color	Description	Max. Capacity	Wt. Each
SBRUM400096ZCP	Poppy Orange	4" x 96" Step Beam	5,080# / pair	23.3#
SBRUM475096ZCP	Poppy Orange	4-3/4" x 96" Step Beam	6,080# / pair	25.4#
SBRUM550096ZCP	Poppy Orange	5.-1/2" x 96" Step Beam	8,100# / pair	29.1#
SBRUM475108ZCP	Poppy Orange	4-3/4 x 108" Step Beam	5,480# / pair	28.4#
SBRUM550108ZCP	Poppy Orange	5-1/2" x 108" Step Beam	7,320# / pair	32.4#
SBRUM550144ZCP	Poppy Orange	5-1/2" x 144" Step Beam	5,220# / pair	42.2#
SBRUG600144ZP	Poppy Orange	6" x 144" Step Beam	8,020# / pair	58.5#

*Additional welds to resist seismic forces and includes 4-pin connector plates.

ONLY AVAILABLE FOB NEW LONDON, WI

Boltless Rack Accessories

Model #	Description	Wt. Each
ANCHOR.5 x 4.5 TZ	1/2" x 4-1/2" Seismic Anchor	0.3#
FPBS	Shim for 5" x 7" Base Plate	1.4#

dickjones@dickjonesales.com
| www.dickjonesales.com



800-441-9955
Contact us for discounts


Prices effective 7/17/17

PALLET RACK & ACCESSORIES

SK3000® Structural Rack



Upright Frames 3"



BCF Upright Frame

Model #	Color	Description	Max. Capacity	Wt. Each
BCF3L036096PB	Precaution Blue	3" x 36" x 96" Upright	39,990#	83#
BCF3L036120PB	Precaution Blue	3" x 36" x 120" Upright	39,990#	104#
BCF3L036144PB	Precaution Blue	3" x 36" x 144" Upright	39,990#	126#
BCF3L036192PB	Precaution Blue	3" x 36" x 192" Upright	39,990#	164#
BCF3L042096PB	Precaution Blue	3" x 42" x 96" Upright	39,990#	86#
BCF3L042120PB	Precaution Blue	3" x 42" x 120" Upright	39,990#	109#
BCF3L042144PB	Precaution Blue	3" x 42" x 144" Upright	39,990#	132#
BCF3L042192PB	Precaution Blue	3" x 42" x 192" Upright	39,990#	170#
BCF3L048096PB	Precaution Blue	3" x 48" x 96" Upright	39,990#	89#
BCF3L048120PB	Precaution Blue	3" x 48" x 120" Upright	39,990#	113#
BCF3L048144PB	Precaution Blue	3" x 48" x 144" Upright	39,990#	137#
BCF3L048192PB	Precaution Blue	3" x 48" x 192" Upright	39,990#	177#

Upright Frames 4"

Model #	Color	Description	Max. Capacity	Wt. Each
BCF4L036096PB	Precaution Blue	4" x 36" x 96" Upright	56,860#	106#
BCF4L036120PB	Precaution Blue	4" x 36" x 120" Upright	56,860#	136#
BCF4L036144PB	Precaution Blue	4" x 36" x 144" Upright	56,860#	163#
BCF4L036192PB	Precaution Blue	4" x 36" x 192" Upright	56,860#	214#
BCF4L042096PB	Precaution Blue	4" x 42" x 96" Upright	56,860#	110#
BCF4L042120PB	Precaution Blue	4" x 42" x 120" Upright	56,860#	142#
BCF4L042144PB	Precaution Blue	4" x 42" x 144" Upright	56,860#	172#
BCF4L042192PB	Precaution Blue	4" x 42" x 192" Upright	56,860#	223#
BCF4L048096PB	Precaution Blue	4" x 48" x 96" Upright	56,860#	115#
BCF4L048120PB	Precaution Blue	4" x 48" x 120" Upright	56,860#	149#
BCF4L048144PB	Precaution Blue	4" x 48" x 144" Upright	56,860#	180#
BCF4L048192PB	Precaution Blue	4" x 48" x 192" Upright	56,860#	232#

*** Notes to Upright Capacities**

- 1) Capacity is based on 36" vertical beam spacing. Larger spacing will decrease capacity.
- 2) Capacities based upon interior usage.
- 3) Capacities are for selective rack only.
- 4) Capacities are for non-seismic usage.
- 5) All columns/posts must be anchored to an adequate concrete floor (required by RMI code).
- 6) Capacities based upon installation in a plumb condition.
- 7) Capacities are total per upright, assuming equal loading on both posts.

If any of these conditions do not apply to your application, or if you are unsure if they apply, **DO NOT USE THESE CAPACITY RATINGS.** In those cases, contact Steel King's Engineering department for design information.

NOTE: A permit and/or stamped calculations may be required by the local building department prior to installation and is the responsibility of the end user.



Steel King SK3000 Quick Ship Pallet Rack is ONLY available FOB Rome, GA 30161



dickjones@dickjonessales.com
| www.dickjonessales.com



800-441-9955
Contact us for discounts

Prices effective 7/17/17

PALLET RACK & ACCESSORIES

SK3000® Structural Rack




- Channel beams have a 7-gauge connector, featuring a wrap-around design with round holes, not slots.
- Beams are bolted to the upright frame. Each end of a load beam is bolted to the column with two, grade-5 bolts and nuts (included).
- Beams are easily adjustable in 2" vertical increments.
- Beams are pre-punched for easy installation of bolt-in beam ties.

Channel Beams



Model #	Color	Description	Max. Capacity	Max. Capacity	Wt. Each
			No Beam Tie	w/Beam Tie	
CB7XL300072BP51-30YW	Yellow	3" x 72"	5,960# / pair	7,480# / pair	26#
CB7XH300096BP51-40YW	Yellow	3" x 96"	4,900# / pair	5,460# / pair	38#
CB7XH400096BP51-40YW	Yellow	4" x 96"	7,120# / pair	10,180# / pair	49#
CB7XH300108BP51-48YW	Yellow	3" x 108"	4,040# / pair	4,420# / pair	42#
CB7XH400108BP51-48YW	Yellow	4" x 108"	5,660# / pair	8,820# / pair	54#
CB7XH500108BP51-48YW	Yellow	5" x 108"	7,880# / pair	12,880# / pair	66#
CB7XH300120BP51-40YW	Yellow	3" x 120"	3,320# / pair	3,680# / pair	46#
CB7XH400120BP51-40YW	Yellow	4" x 120"	4,600# / pair	7,340# / pair	59#
CB7XH500120BP51-40YW	Yellow	5" x 120"	6,360# / pair	11,180# / pair	72#
CB7XH500144BP71-40YW	Yellow	5" x 144"	4,420# / pair	8,580# / pair	86#

Rack Accessories



Row Spacer



Beam Tie

Model #	Color	Description	Wt. Each
RSC3G008PB	Precaution Blue	8" Row Spacer / 3" Frame (inc. hardware)	3.1#
RSC3G010PB	Precaution Blue	10" Row Spacer / 3" Frame (inc. hardware)	3.3#
RSC3G012PB	Precaution Blue	12" Row Spacer / 3" Frame (inc. hardware)	3.5#
RSC4G008PB	Precaution Blue	8" Row Spacer / 4" Frame (inc. hardware)	4.0#
RSC4G010PB	Precaution Blue	10" Row Spacer / 4" Frame (inc. hardware)	4.2#
RSC4G012PB	Precaution Blue	12" Row Spacer / 4" Frame (inc. hardware)	4.4#
PSB3X036YW	Yellow	36" Beam Tie / 3" or 4" Beam (inc. hardware)	5.5#
PSB3X042YW	Yellow	42" Beam Tie / 3" or 4" Beam (inc. hardware)	6.5#
PSB3X048YW	Yellow	48" Beam Tie / 3" or 4" Beam (inc. hardware)	7.5#
PSB5X036YW	Yellow	36" Beam Tie / 5" Beam (inc. hardware)	6.0#
PSB5X042YW	Yellow	42" Beam Tie / 5" Beam (inc. hardware)	7.0#
PSB5X048YW	Yellow	48" Beam Tie / 5" Beam (inc. hardware)	8.0#

In addition to increasing the load rating of beams, beam ties can also be utilized as pallet supports.

Model #	Description	Wt. Each
ANCHOR.5 x 3.8	1/2"x 3-3/4" Anchor	0.3#
3FP1D-S	3-1/2"x 5", Shim for 3" Channel Upright	0.6#
4FP1D-S	4-1/2"x 5", Shim for 4" Channel Upright	0.9#

Steel King SK3000 Quick Ship Pallet Rack is ONLY available FOB Rome, GA 30161

dickjones@dickjonesales.com
| www.dickjonesales.com



800-441-9955
Contact us for discounts

Prices effective 7/17/17

PALLET RACK SAFETY ACCESSORIES

SK Snap-Guard Protectors

U.S. Pat. 6,920,990

Adjustable, moveable and flexible, Steel King's SK Snap-Guard is a versatile column protector designed to provide aftermarket protection for Steel King's SK2000 uprights. Use at the base of each upright, or protect the front column at each storage level.



Model #	Description	Wt. Each
SP3L1012YW	12" Snap-On Column Protector	3.5#
SP3L1018YW	18" Snap-On Column Protector	4.6#
SP3L1024YW	24" Snap-On Column Protector	5.9#
SP3LTOOL	Snap-On Column Protector Tool	1.1#

Free Standing Column Protectors

- Protects 3" or 4" wide column uprights
- Includes (4)-1/2" x 3-3/4" anchors



Model #	Color	Description	Wt. Each
FPS3-4D012YW	Yellow	12" Column Protector	12.5#
FPS3-4D018YW	Yellow	18" Column Protector	17.2#
FPS3-4D024YW	Yellow	24" Column Protector	19.3#

Note: Not compatible with oversized base plates.

Guard Dawg®

- Pallet rack end guards
- Protects 3" or 4" wide, 42" deep uprights
- Includes (4) 3/4" x 5-1/2" anchors



Model #	Color	Description	Wt. Each
GDRL11046YW	Yellow	46" Right Side Guard Dawg	53.2#
GDLL11046YW	Yellow	46" Left Side Guard Dawg	53.2#

GDRL11046YW Shown
Right Side Guard Dawg



800-441-9955
Contact us for discounts

CANTILEVER RACKS

I-Beam Cantilever Rack

Steel King's I-Beam Cantilever Rack allows you to store large, bulky items with ease. Choose a single-sided, double-sided or combination system.

- Single or double-side I-Beam Cantilever Racks
- 24" straight arms, adjustable on 4" centers (incline 1/4" per foot).
- 3,800# capacity per arm
- 32" welded-on bases
- 72" center-to-center horizontal spacing

Starter Kits Include:

- Two columns, with welded-on bases
- Arms for two columns
- Horizontal and diagonal bracing
- Hardware

Adder Kits Include:


- One column, with welded-on base
- Additional arms for one column
- Horizontal and diagonal bracing
- Hardware

Single-Sided



Model #	Color*	Description	# of Arms	Max. Capacity	Wt. Each
IBCSS144S	PB columns/PO arms	144" Single Sided Starter Kit	6	22,800#	750#
IBCSS144A	PB columns/PO arms	144" Single Sided Adder Kit	3	11,400#	416#
IBCSS168S	PB columns/PO arms	168" Single Sided Starter Kit	8	30,400#	860#
IBCSS168A	PB columns/PO arms	168" Single Sided Adder Kit	4	15,200#	471#
IBCSS192S	PB columns/PO arms	192" Single Sided Starter Kit	8	30,400#	931#
IBCSS192A	PB columns/PO arms	192" Single Sided Adder Kit	4	15,200#	507#
SAIB-S3x5.7-024SKII	Poppy Orange	Arm	1		17#

Double-Sided



Model #	Color*	Description	# of Arms	Max. Capacity	Wt. Each
IBCDS144S	PB columns/PO arms	144" Double Sided Starter Kit	12	45,600#	926#
IBCDS144A	PB columns/PO arms	144" Double Sided Adder Kit	6	22,800#	507#
IBCDS168S	PB columns/PO arms	168" Double Sided Starter Kit	16	60,800#	1,077#
IBCDS168A	PB columns/PO arms	168" Double Sided Adder Kit	8	30,400#	582#
IBCDS192S	PB columns/PO arms	192" Double Sided Starter Kit	16	60,800#	1,150#
IBCDS192A	PB columns/PO arms	192" Double Sided Adder Kit	8	30,400#	616#
SAIB-S3x5.7-024SKII	Poppy Orange	Arm	1		17#

* PB = Precaution Blue, PO = Poppy Orange
I-Beam Cantilever Rack has a two-week lead time.

Steel King I-Beam Cantilever Quick Ship Pallet Rack has a two-week lead time and is ONLY available FOB Rome, GA 30161

dickjones@dickjonessales.com
| www.dickjonessales.com



800-441-9955
Contact us for discounts

TERMS AND CONDITIONS

FOBs:	Stevens Point, WI 54481	New London, WI 54961	Rome, GA 30161
Armor Guard		X	X
Column Protectors		X	X
Containers	X		
Guard Dawg		X	X
I-Beam Cantilever			X
SK2000 & Accessories		X	X (limited quantities)
SK3000 & Accessories			X
Stac-King Portable Racks	X		
Steel Guard		X	X
Wire Mesh Deck		X	X

- Pricing does not include tax or freight.
- Payment terms Net 30 days after shipment or as determined after credit review.
- 1.5% charge per month to invoices over 30 days.
- Limited to the items, sizes, colors shown and stock availability.
- **Minimum order \$100 net.**
- Other non-Quick Ship components must be ordered separately, subject to separate discounting, lead-time, and FOB point.
- The complete model numbers shown must be used to designate quick ship pricing and availability.
- Orders ship in two business days or sooner after stock verification and order entry.
- Daily cut off time for order entry is 11 a.m. CST.
- Offer subject to stock availability and credit approval.
- **Changes to or cancellation of orders entered will be charged a \$50 Change/Cancellation fee.**

Return Policy: Nothing may be returned to Steel King without a Returned Goods Authorization (RGA). Unauthorized returns will be refused. A 25% restocking fee will be applied. A fee will be assessed for any item returned that needs work.

PROGRAM IS SUBJECT TO CHANGE

Ship via Steel King designated carrier
and take **4% off** your order*

* Not available on credit card orders.

QSH14-BD

- Other Steel King Products We Offer
- Drive In/Thru Rack
 - Flow Rack
 - Push Back Rack
 - Pick Module Systems
 - Specialty Racks
 - Shipping Racks/Custom Racks
 - Mezzanines/Platforms
- We are a nationwide distributor of Steel King products.

dickjones@dickjonesales.com
| www.dickjonesales.com

